polymaker

Innovators in 3D printing

Technical Data Sheet

PolyMide™ CoPA

www.polymaker.com

V5.1

PolyMide™ CoPA

PolyMide™ CoPA is based on a copolymer of Nylon 6 and Nylon 6,6. The filament combines excellent strength, toughness, and heat resistance of up to 180˚C.

PHYSICAL PROPERTIES

Property	Testing Method	Typical Value
Density	ISO1183, GB/T1033	1.12 g/cm^3 at 23°C
Melt index	260°C, 1.2 kg	12 g/10min
Light transmission	N/A	N/A
Flame retardancy	N/A	N/A

CHEMICAL RESISTANCE DATA

Property	Testing Method
Effect of weak acids	Not resistant
Effect of strong acids	Not resistant
Effect of weak alkalis	Slight resistant
Effect of strong alkalis	Not resistant
Effect of organic solvent	Not resistant
Effect of oils and grease	Resistant

MOISTURE ABSORPTION CURVE

PolyMide™ CoPA

70%RH - 23°C

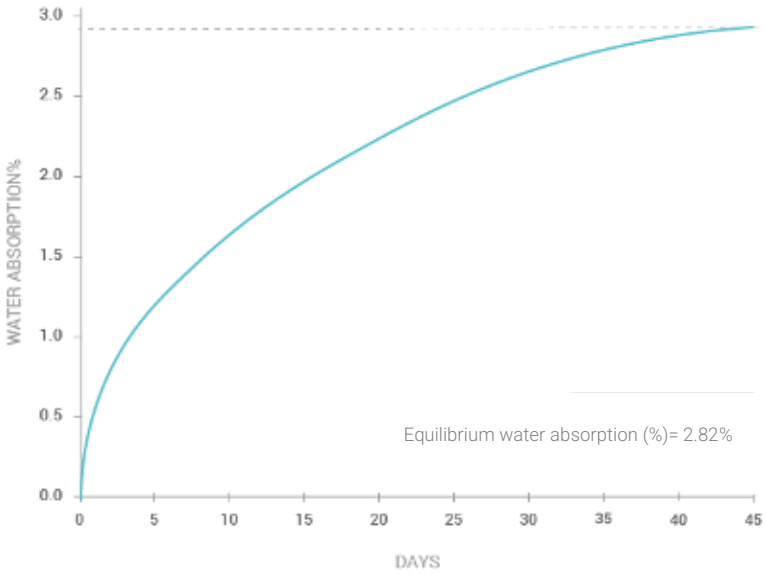

THERMAL PROPERTIES

Property	Testing Method	Typical Value
Glass transition temperature	DSC, 10°C/min	67 °C
Melting temperature	DSC, 10°C/min	190 °C
Crystallization temperature	DSC, 10°C/min	128 °C
Decomposition temperature	TGA, 20°C/min	370 °C
Vicat softening temperature	ISO 306, GB/T 1633	180 °C
Heat deflection temperature	ISO 75 1.8MPa	69.8 °C
Heat deflection temperature	ISO 75 0.45MPa	110.5 °C
Thermal conductivity	N/A	N/A
Heat shrinkage rate	N/A	N/A

HDT CURVE

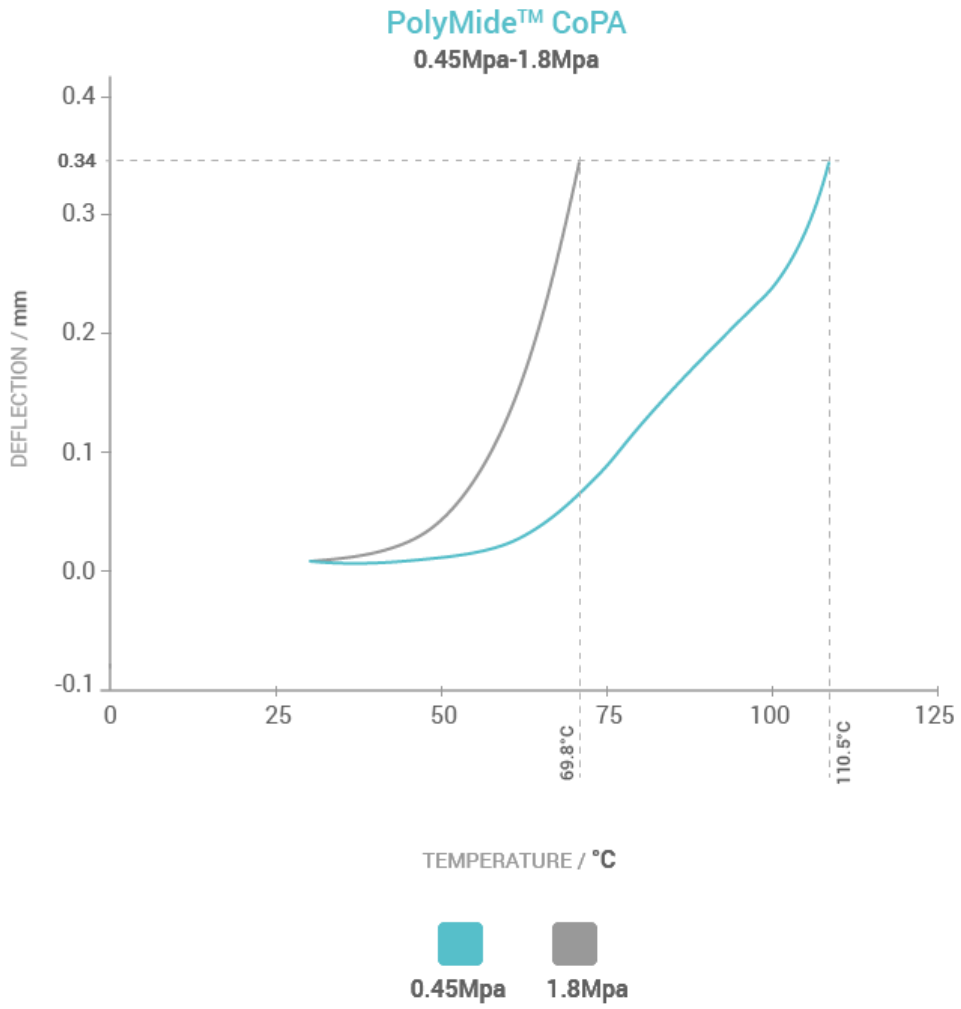

MECHANICAL PROPERTIES (Dry status)

Property	Testing Method	Typical Value
Young's modulus (X-Y)	ISO 527, GB/T 1040	2223 ± 199 MPa
Young's modulus (Z)		2564 ± 97 MPa
Tensile strength (X-Y)	ISO 527, GB/T 1040	66.2 ± 0.9 MPa
Tensile strength (Z)		43.3 ± 9.1 MPa
Elongation at break (X-Y)	ISO 527, GB/T 1040	9.9 ± 1.5 %
Elongation at break (Z)		1.8 ± 0.4 %
Bending modulus (X-Y)	ISO 178, GB/T 9341	1667 ± 118 MPa
Bending modulus (Z)		N/A
Bending strength (X-Y)	ISO 178, GB/T 9341	97 ± 1.1 MPa
Bending strength (Z)		N/A
Charpy impact strength (X-Y)	ISO 179, GB/T 1043	9.6 ± 1.4 kJ/m^2
Charpy impact strength (Z)		N/A
Low temperature impact strength (X-Y)	ISO 179-1/1eA:2010, -30°C	4.5 ± 1.5 kJ/m^2

Note:
All specimens were annealed at 80˚C for 30min and dried for 48h prior to testing

MECHANICAL PROPERTIES (Moisture Conditioned)

Property	Testing Method	Typical Value
Young's modulus (X-Y)	ISO 527, GB/T 1040	1053 ± 235 MPa
Young's modulus (Z)		702 ± 16 MPa
Tensile strength (X-Y)	ISO 527, GB/T 1040	31.4 ± 1.5 MPa
Tensile strength (Z)		31.4 ± 1.5 MPa
Elongation at break (X-Y)	ISO 527, GB/T 1040	216.5 ± 12.1 %
Elongation at break (Z)		4.6 ± 0.2 %
Bending modulus (X-Y)	ISO 178, GB/T 9341	862.8 ± 133.3 MPa
Bending modulus (Z)		N/A
Bending strength (X-Y)	ISO 178, GB/T 9341	41.6 ± 11.6 MPa
Bending strength (Z)		N/A
Charpy impact strength (X-Y)	ISO 179, GB/T 1043	17.2 ± 1.4 kJ/m^2
Charpy impact strength (Z)		N/A

Note:
All specimens were annealed at 80 °C for 30 min, and conditioned at 70% relative humidity and ambient temperature for 15 days prior to testing

RECOMMENDED PRINTING CONDITIONS

* Based on 0.4 mm nozzle and Simplify 3D v.4.0. Printing conditions may vary with different nozzle diameters

Parameter	
Nozzle temperature	250 – 270 (℃)
Build surface material	PA film, PI film
Build surface treatment	Glue
Build plate temperature	25 - 50 (˚C)
Cooling fan	OFF
Printing speed	30-60 (mm/s)
Raft separation distance	0.2 (mm)
Retraction distance	3 (mm)
Retraction speed	40 (mm/s)
Environmental temperature	40 - 60 (˚C)
Threshold overhang angle	55 (˚)
Recommended support material	PolyDissolve™ S1

Note:

- Abrasion of the brass nozzle happens quite often when printing PolyMide™ CoPA. A wear-resistant nozzle, such as hardened steel and ruby nozzle, is highly recommended to be used with PolyMide™ CoPA.
- PolyMide™ CoPA is sensitive to moisture and should always be stored and used under dry conditions (relative humidity below 20%).
- If PolyMide™ CoPA is used as the support material for itself, please remove the support structure before excessive moisture absorption. Otherwise the support structure can be permanently bonded to the model.
- After the printing process, it is recommended to anneal the model in the oven at 80°C for 6 hours.
-

TENSILE TESTING SPECIMEN

ISO 527, GB/T 1040

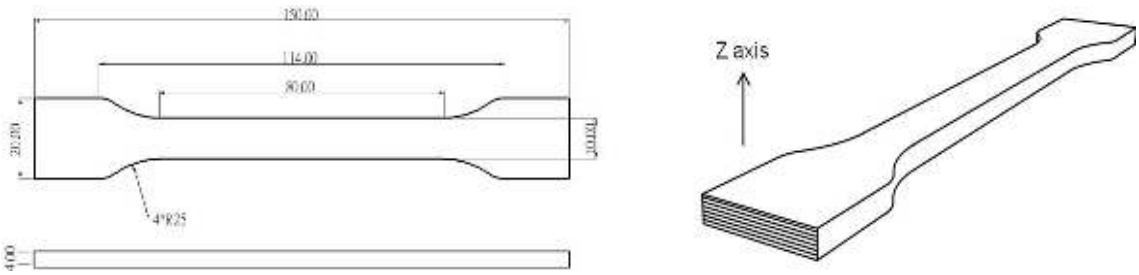

FLEXURAL TESTING SPECIMEN

ISO 178, GB/T 9341

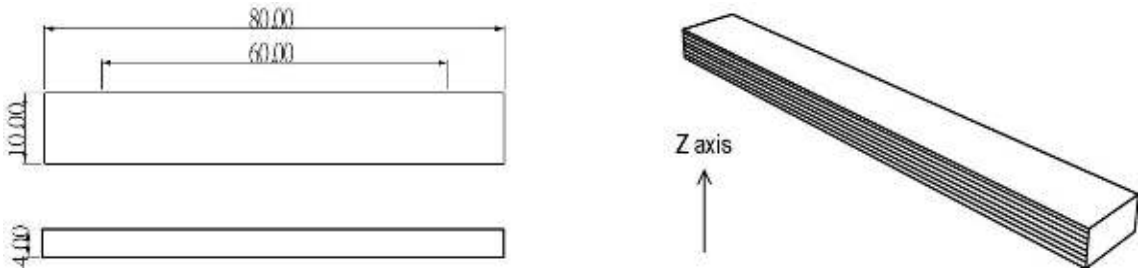

IMPACT TESTING SPECIMEN

ISO 179, GB/T 1043

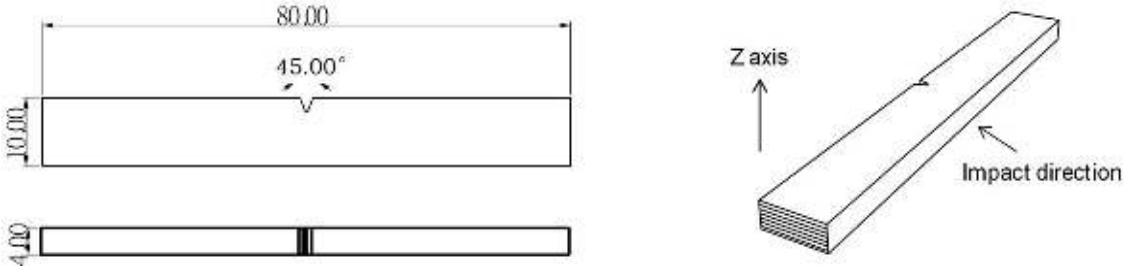

HOW TO MAKE SPECIMENS

*All specimens were conditioned at room temperature for 24h prior to testing

Printing temperature	265 °C
Bed temperature	50 °C
Shell	2
Top & bottom layer	4
Infill	100%
Environmental temperature	60 ˚C
Cooling fan	OFF

DISCLAIMER:

The typical values presented in this data sheet are intended for reference and comparison purposes only. They should not be used for design specifications or quality control purposes. Actual values may vary significantly with printing conditions. End- use performance of printed parts depends not only on materials, but also on part design, environmental conditions, printing conditions, etc. Product specifications are subject to change without notice.

Each user is responsible for determining the safety, lawfulness, technical suitability, and disposal/ recycling practices of Polymaker materials for the intended application. Polymaker makes no warranty of any kind, unless announced separately, to the fitness for any use or application. Polymaker shall not be made liable for any damage, injury or loss induced from the use of Polymaker materials in any application.